

Knoxville Homeless Management Information System

Website: <https://knoxhmis.sworps.tennessee.edu/> Call: (865)974-9142

E-mail: hmissupport@utk.edu

From 1/1/2014-12/31/2014, there were 638 individuals discharged from an institutional setting.

An institutional setting is defined in this report as a hospital, jail, prison, juvenile detention, psychiatric facility, substance abuse treatment, or substance abuse detox program.

Figure 1-1 represents a 27% growth in persons discharged from an institutional setting.

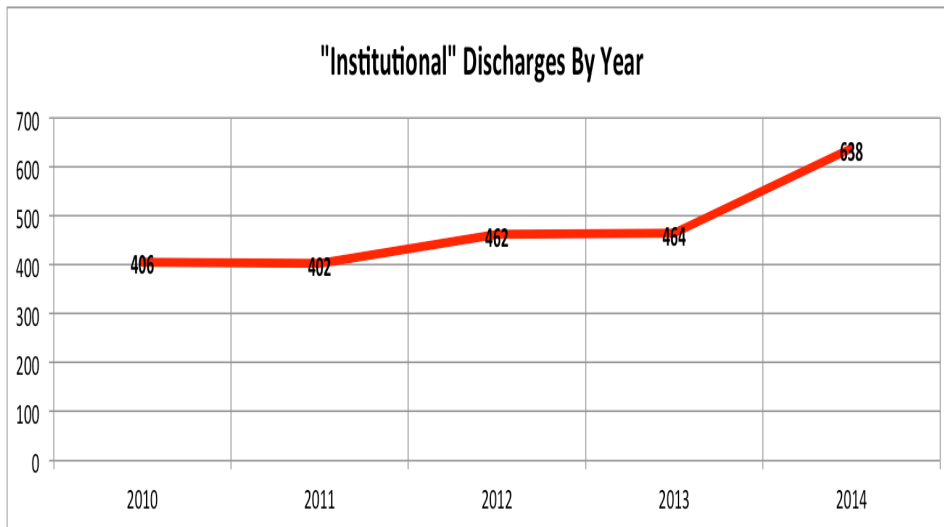


Figure 1-1

Characteristics:

- Of the 638, 61% are male, 39% female
- 18% report being a veteran (n=116)
- 56% report having a disability
- 45% of those with a disability (n=357) report having a mental health disability (n=159)
- 15% of those with a mental health disability (n=159) report chronic homelessness

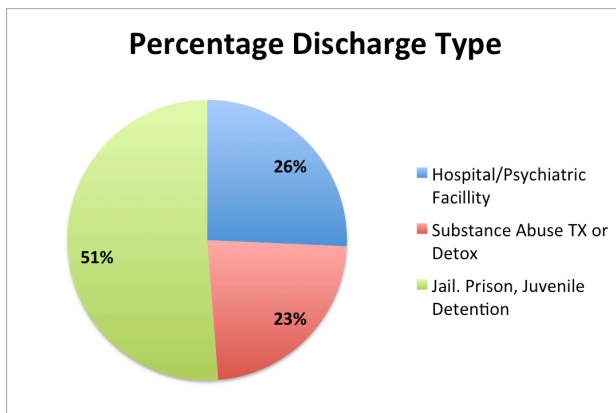


Figure 1-2

Figure 1-2 indicates that 52% of clients discharged from an institutional setting (n=638) are discharged from jail, prison, or juvenile detention.

Figure 2-1 details the percentage of discharge type by year.

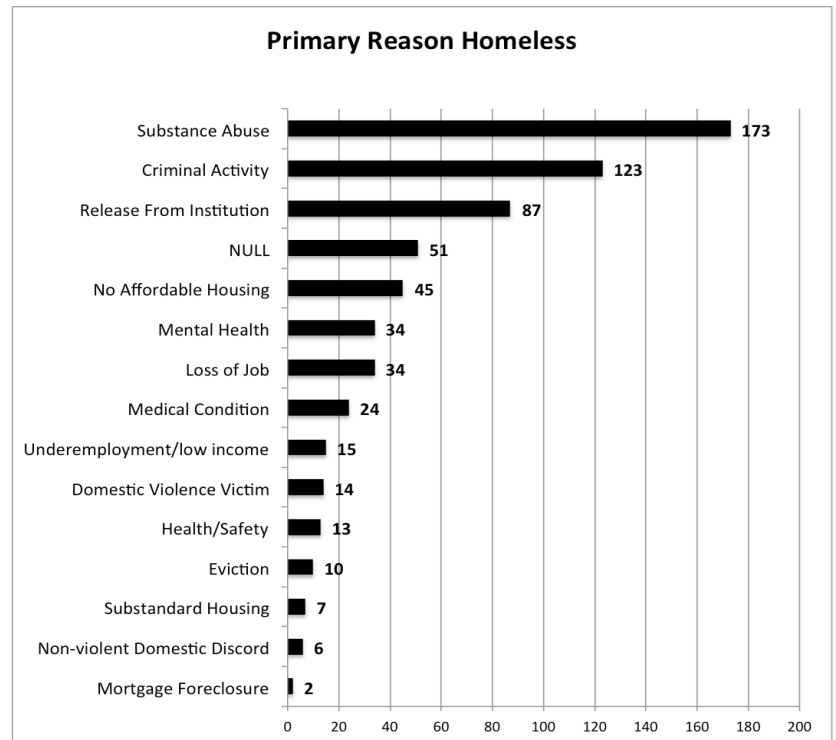


Figure 1-3

Figure 1-3 highlights the self-reported primary reason for homelessness. Twenty-seven percent of individuals report substance abuse as their primary reason for homeless, with 19% reporting criminal activity, and 14% reporting release from an institution.

Knoxville Homeless Management Information System

Website: <https://knoxhmis.sworps.tennessee.edu/> Call: (865)974-9142

E-mail: hmissupport@utk.edu

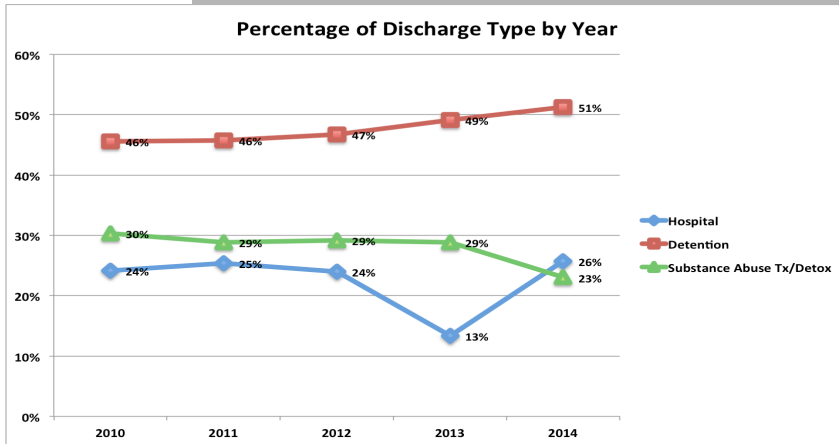


Figure 2-1

Figure 2-1 specifies the percentage of discharge type per year; whereas, Figure 1-2 only accounts for 2014 discharges.

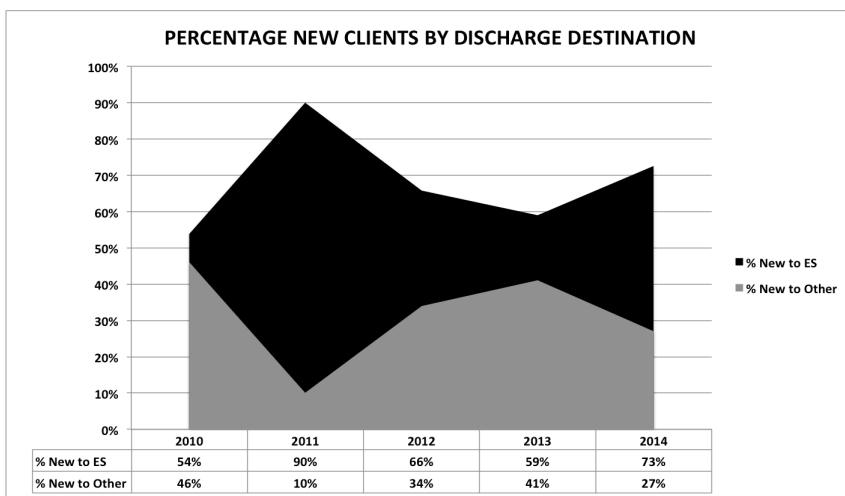


Figure 2-2

Figure 2-2 illustrates that the majority of new clients discharged from an institution are discharged to an emergency shelter rather than "Other" (i.e. supportive services or housing program).

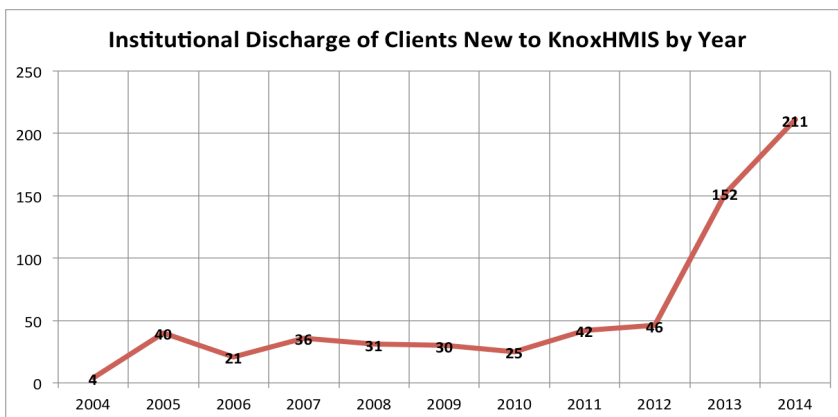


Figure 2-3

Figure 2-3 represents a sub-set of Figure 1-1 and delineates that of those discharged in 2014 (n=638), 33% were individuals new (n=211) to KnoxHMIS partner agencies.

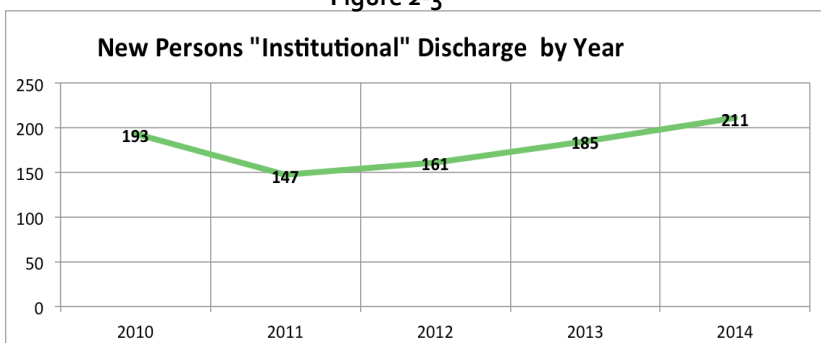


Figure 2-4

Figure 2-4 shows a 12% growth in new persons discharged from an institutional setting.

Note: 2010 numbers are likely high due to issue of HUD data standards and improvements in data entry.